

Norfolk CARE

Citizens Committed to Accountability and Responsibility in Education

Stakeholders' Opinion School Survey Results

June 21, 2006



Presentation Agenda

■ Overview of Norfolk *CARE*

- Initiation
- Mission
- Criticism of
- Activities to date

■ Overview of *CARE* Survey

- Objectives
- Methodology
- Respondent data
- Format of Summary Data Presentation

■ Presentation of Survey Summary Results

■ Next Steps

- Norfolk *CARE*
- School Committee
- Community



Presentation Agenda

■ Overview of Norfolk *CARE*

- Initiation
- Mission
- Criticism of
- Activities to date

■ Overview of *CARE* Survey

- Objectives
- Methodology
- Respondent data
- Format of Summary Data Presentation

■ Presentation of Survey Summary Results

■ Next Steps

- Norfolk *CARE*
- School Committee
- Community



EDUCATIONAL PHILOSOPHY

The Norfolk Public Schools are entrusted by the community with the major responsibility for organizing and carrying out the educational process. In order for the school to meet this responsibility, the community must provide intelligent direction, resources and continuous support. All must recognize what the process of education is and accept responsibility for making it work. We must challenge the entire school community to set high standards and to encourage learning as a life-long responsibility, enabling us not only to cope with change, but also to use change to improve society.

The school strives to create a learning environment where young people will develop an awareness of themselves as valuable human beings capable of responsible living. This goal can best be achieved in an atmosphere of understanding, mutual respect, cooperation and participation. Our staff will be encouraged to develop their individuality within the parameters of the school system's policies and guidelines. Teachers will be provided the opportunity to extend their teaching methods and knowledge of human development. The school environment must foster the development of self discipline and those attitudes and values which will enable the student to lead a productive and satisfying life.

Norfolk *CARE*: Mission

- **Serving Parents and Community** – by offering a supportive resource, forum, and voice in the management of our schools
- **Fiscal Responsibility** – by being involved in the challenges of public school funding
- **Assisting our School Committee** – by seeking out and leveraging the many talents our citizens, businesses, and community groups
- **Supporting our Teaching Professionals** – by fostering an exciting and dynamic work environment that values their work and dedication
- **Collaborating with School Administration** – to achieve fulfillment of the Norfolk Public School Mission and Vision Statement



Norfolk CARE: Criticism of

- *“Norfolk CARE is not necessary; their mission is redundant of other community groups, and their efforts are a waste of human capital.”*
- *“CARE is not credible nor a school-sanctioned group.”*
- *“Some people don’t have enough to do.”*



Norfolk CARE: *Initial Objectives*

■ Explore Criticisms

- Validate the Need for a CARE-like group

■ Test assumptions of the School Committee

- *Existing Modes for Obtaining Community Input are Effective and Sufficient*

- SC Meetings, School Councils, SPED PAC, TPA

- *Existing Communications are sufficient*

- Meeting Agendas, Summaries, & Attachments; newsletters

■ Verify Common Themes

- Unique incidents

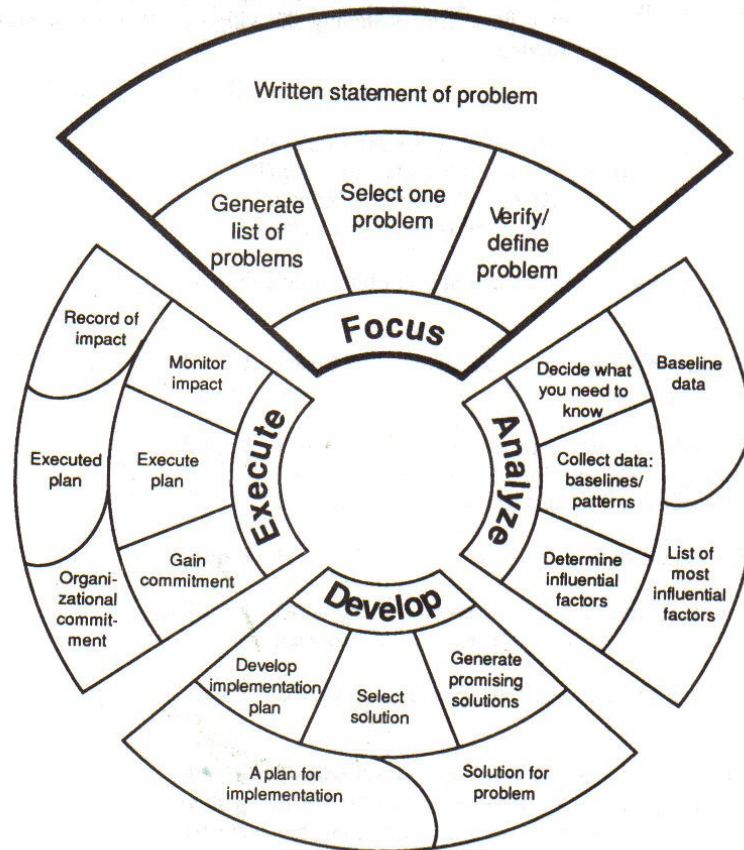
vs. shared by larger school and Norfolk communities?

■ Fulfill time-sensitive input



Total Quality Management TQM : *FADE Model: Focus, Analyze, Develop, Execute*

Phase I—Focus



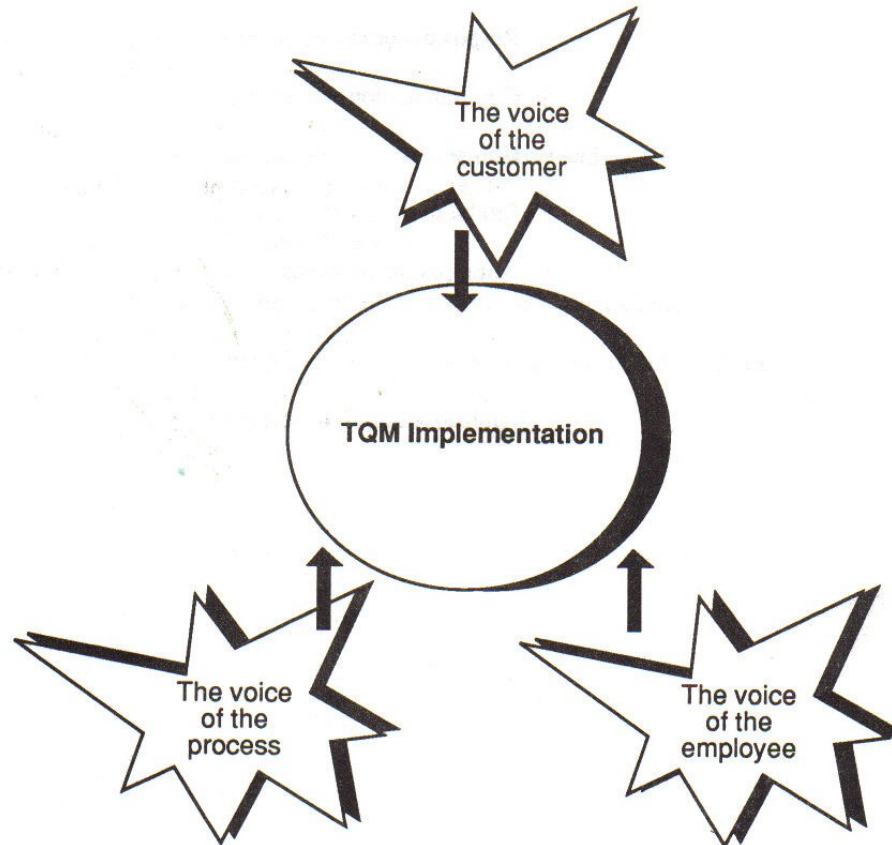
Norfolk *CARE*: Activities

1. SC Election Candidates' Forum
2. Survey



Total Quality Management TQM : *Successful Implementation*

TQM Implementation



Presentation Agenda

■ Overview of Norfolk *CARE*

- Initiation
- Mission
- Criticism of
- Activities to date

■ Overview of *CARE* Survey

- Objectives
- Methodology
- Respondent data
- Format of Summary Data Presentation

■ Presentation of Survey Summary Results

■ Next Steps

- Norfolk *CARE*
- School Committee
- Community



Survey: Objectives

- To **VALIDATE** need for *CARE*
- To **VERIFY** common themes
- To **FOCUS** and **PRIORITIZE** *CARE*'s Efforts
- To provide broad-based and timely Stakeholder input to School Committee and to school and Norfolk communities.

COMMON Themes

- Desire to support NPS's Mission and Vision Statements
- Desire to have excellent schools
- Concern with public school funding and other adequate resources
- Desire to be professionally involved
- Lack of information regarding school management components
- Experiences led to feeling of not being listened to nor valued
- Lack of community input prior to decision making
- Difficult to get information and answers & compliance with Public Records Law
- Transparency & compliance with Open Meeting Law



Survey: *Methodology*

- Zoomerang.com on-line survey software
 - Launched: April 10, 2006
 - Closed: June 18, 2006
 - Norfolknet.com and Channel 8
 - Anonymous
 - “Cookies” option not used (to prevent same respondent)
- Paper surveys
 - Distribution
 - Library foyer (May – June 18)
 - Senior Center (June 12 – June 18)
 - Emailed to School and Town employees (June 9)
 - Reprinted in Boomerang
 - Request to School Committee for Backpack/link emailed
 - Data entered into Zoomerang.com
 - Anonymous



Survey: *Respondent Data*

- **Responses = 138**
 - 90 Completes, 48 Partial Completes
- **Respondents' Connection with Norfolk**
 - 85 Residents
 - 19 Without Children
 - With Children
 - 7 Pre – School aged
 - 53 Attend Norfolk Public Schools
 - 21 Attend King Philip
 - 6 Attend other Public Schools (Charter, Aggie, Tri County)
 - 11 Attend Private School
 - 10 Graduated High School
 - 8 Other
 - 8 Non-residents
 - 2 Business Owner
 - 8 Teacher in Norfolk
 - 7 Other School Employee
 - 4 Other (Town Employee)



Survey:

Format of Summary Data

Executive Summary of Results (138)

- N = Varies for each question
N decreases as partial respondents stop.
- Did not filter results for select questions
(e.g., Exclude non-residents for Override questions)



Survey: Six-point scale - Quantitative

Format of Data Presentation

1. How familiar are you with the following management components?						
<i>The top percentage indicates total respondent ratio; the bottom number represents actual number of respondents selecting the option</i>	1 Never Heard of it	2 Little	3 Somewhat	4 Moderately	5 Significantly	6 Extremely Familiar
1. Norfolk School Committee and Superintendent	6% 4	7% 5	13% 9	19% 13	27% 19	29% 20

- Range: depends upon the goal/level acceptability
 - Range: “26% - 45% not familiar”
 - Example: $1+2+3 = 26\%$ Not Moderately familiar
 $1+2+3+4 = 45\%$ Not Significantly familiar
- Extremes: sum of end two categories
 - Examples:
 - $1+2 = “13\% \text{ Little or No familiarity}”$
 - $5+6 = “56\% \text{ Significant or Extremely familiar}”$



Survey: Yes, No, Undecided - Quantitative

Format of Summary Data

16. voters the opportunity to decide the funding).		Number of Responses	Response Ratio
Yes		52	55%
No		30	32%
Undecided, What information do you need?		13	14%
Total		95	100%

- Range of Yes and Undecided
 - 55-69%: Yes (potential to reach another 14%)
- Range of No and Undecided
 - 32-46%: No (potential to reach another 14%)



Survey: Written Comment - Qualitative

Format of Summary Data

■ Summary: Grouping of similar comments

Ex. “10 comments regarding the need for better accountability

- 3 specifically refer to fiscal accountability
- 1 specifically refers to non-compliance with laws

“2 comments regarding satisfaction with accountability”

■ Actual Comments

- There doesn't seem to be any accountability now
- Mandatory without a doubt!
- Great job!
- There isn't a problem with the current plan.
- there is none of substance currently
- Focus on better utilization of budgeted funds
- There MUST be accountability. Laws are being broken.
- Spending!!!
- There is no formal Acct. plan not a sound question
- there is none at this time
- Super not accountable to anyone
- School Committee needs to be held accountable for spending



Presentation Agenda

■ Overview of Norfolk *CARE*

- Initiation
- Mission
- Criticism of
- Activities to date

■ Overview of *CARE* Survey

- Objectives
- Methodology
- Respondent data
- Format of Summary Data Presentation

■ Presentation of Survey Summary Results

■ Next Steps

- Norfolk *CARE*
- School Committee
- Community



Q 1: Familiarity with School Components?

Not familiar

24-43%

47-63%

28-53%

59-71%

60-77%

30-53%

46-63%

1. How familiar are you with the following management components?						
<i>The top percentage indicates total respondent ratio; the bottom number represents actual number of respondents selecting the option</i>	1 Never Heard of it	2	3	4	5	6 Extremely Familiar
1. Norfolk School Committee and Superintendent	3% 4	9% 13	12% 17	19% 26	25% 34	32% 44
2. FCS and HOD School Councils	14% 20	14% 20	19% 26	16% 22	18% 25	18% 25
3. Norfolk TPA (Teacher Parent Association)	4% 6	10% 14	14% 19	25% 34	18% 25	29% 40
4. SPED PAC (Special Education Parent Advisory Committee)	20% 27	20% 27	19% 26	12% 17	15% 21	14% 20
5. NEEF (Norfolk Elementary Education Fund)	24% 33	16% 22	20% 27	17% 24	10% 14	13% 18
6. No Child Left Behind Act, 2001	4% 5	8% 11	18% 25	23% 32	24% 33	23% 32
7. Mass Education Reform Act, 1993	12% 16	17% 23	17% 24	17% 24	17% 23	20% 28

Test assumption: “Current opportunities are effective for involvement”

Premise: Stakeholders must first be aware of existence and purpose.



Q 5 & 6: Accountability

5. Rate each Issue based upon its IMPORTANCE TO YOU, not based upon its effectiveness.

<i>The top percentage indicates total respondent ratio; the bottom number represents actual number of respondents selecting the option</i>	1 Not Important at All	2	3	4	5	6 Extremely Important
1. Accountability Plan	7% 7	4% 4	9% 9	15% 16	20% 21	46% 48

- 81-90% Important
 - 66% Significantly or Extremely Important
- 11% Little or Not Important

6. Now, rate each Issue based upon its current effectiveness or performance.

<i>The top percentage indicates total respondent ratio; the bottom number represents actual number of respondents selecting the option</i>	1 Extensive Changes Necessary	2	3	4	5	6 No Changes Necessary
1. Accountability Plan	24% 25	19% 20	16% 17	13% 14	11% 12	16% 17

- 59 - 73% Some Changes warranted
 - 43% Significant or Extensive changes
- 27% Little or no changes



Q 5 & 6: Attract/Retain Teachers

5. Rate each Issue based upon its **IMPORTANCE TO YOU**, not based upon its effectiveness.

<i>The top percentage indicates total respondent ratio; the bottom number represents actual number of respondents selecting the option</i>	1 Not Important at All	2	3	4	5	6 Extremely Important
2. Attracting and Retaining Excellent Teachers	2%	0%	2%	9%	29%	59%
	2	0	2	9	30	62

- 97 - 99% Important
 - 88% Significantly or Extremely Important
- 2% Little or Not Important

6. Now, rate each Issue based upon its current effectiveness or performance.

<i>The top percentage indicates total respondent ratio; the bottom number represents actual number of respondents selecting the option</i>	1 Extensive Changes Necessary	2	3	4	5	6 No Changes Necessary
2. Attracting and Retaining Excellent Teachers	7%	6%	21%	20%	29%	18%
	7	6	22	21	30	19

- 34 - 54% Some Changes warranted
 - 13% Significant or Extensive changes
- 47% Little or no changes



Q 5 & 6: Communications

5. Rate each Issue based upon its IMPORTANCE TO YOU, not based upon its effectiveness.

<i>The top percentage indicates total respondent ratio; the bottom number represents actual number of respondents selecting the option</i>	1 Not Important at All	2	3	4	5	6 Extremely Important
3. Communications	3% 3	0% 0	4% 4	11% 12	23% 24	59% 62

- 93 - 97% Important
 - 82% Significantly or Extremely Important
- 3% Little or Not Important

6. Now, rate each Issue based upon its current effectiveness or performance.

<i>The top percentage indicates total respondent ratio; the bottom number represents actual number of respondents selecting the option</i>	1 Extensive Changes Necessary	2	3	4	5	6 No Changes Necessary
3. Communications	17% 18	18% 19	18% 19	19% 20	13% 14	14% 15

- 53 - 72% Some Changes warranted
 - 27% Significant or Extensive changes
- 35% Little or no changes



Q 5 & 6: Community Input into Decision Making

5. Rate each Issue based upon its IMPORTANCE TO YOU, not based upon its effectiveness.

<i>The top percentage indicates total respondent ratio; the bottom number represents actual number of respondents selecting the option</i>	1 Not Important at All	2	3	4	5	6 Extremely Important
4. Community Input in School Decision Making	6% 6	6% 6	10% 11	19% 20	19% 20	40% 42

- 78 - 88% Important
 - 59% Significantly or Extremely Important
- 12% Little or Not Important

6. Now, rate each Issue based upon its current effectiveness or performance.

<i>The top percentage indicates total respondent ratio; the bottom number represents actual number of respondents selecting the option</i>	1 Extensive Changes Necessary	2	3	4	5	6 No Changes Necessary
4. Community Input in School Decision Making	27% 28	18% 19	13% 14	12% 13	17% 18	12% 13

- 58 - 70% Some Changes warranted
 - 45% Significant or Extensive changes
- 29% Little or no changes



Q 5 & 6: Curriculum

5. Rate each Issue based upon its IMPORTANCE TO YOU, not based upon its effectiveness.						
<i>The top percentage indicates total respondent ratio; the bottom number represents actual number of respondents selecting the option</i>	1 Not Important at All	2	3	4	5	6 Extremely Important
5. Curriculum	2% 2	2% 2	0% 0	18% 19	32% 34	46% 48

- 96 - 96% Important
 - 78% Significantly or Extremely Important
- 4% Little or Not Important

6. Now, rate each Issue based upon its current effectiveness or performance.						
<i>The top percentage indicates total respondent ratio; the bottom number represents actual number of respondents selecting the option</i>	1 Extensive Changes Necessary	2	3	4	5	6 No Changes Necessary
5. Curriculum	5% 5	11% 12	15% 16	24% 25	28% 29	17% 18

- 31 - 55% Some Changes warranted
 - 16% Significant or Extensive changes
- 45% Little or no changes



Q 5 & 6: School Funding

5. Rate each Issue based upon its IMPORTANCE TO YOU, not based upon its effectiveness.

<i>The top percentage indicates total respondent ratio; the bottom number represents actual number of respondents selecting the option</i>	1 Not Important at All	2	3	4	5	6 Extremely Important
6. Funding Public Education	3% 3	1% 1	4% 4	14% 15	30% 31	49% 51

- 93 - 97% Important
 - 79% Significantly or Extremely Important
- 4% Little or Not Important

6. Now, rate each Issue based upon its current effectiveness or performance.

<i>The top percentage indicates total respondent ratio; the bottom number represents actual number of respondents selecting the option</i>	1 Extensive Changes Necessary	2	3	4	5	6 No Changes Necessary
6. Funding Public Education	13% 14	18% 17	17% 18	25% 28	17% 18	11% 12

- 46 - 71% Some Changes warranted
 - 29% Significant or Extensive changes
- 28% Little or no changes



CARE

Q 5 & 6: School Age Child Care

5. Rate each Issue based upon its IMPORTANCE TO YOU, not based upon its effectiveness.

<i>The top percentage indicates total respondent ratio; the bottom number represents actual number of respondents selecting the option</i>	1 Not Important at All	2	3	4	5	6 Extremely Important
7. SACC, School-Age Child Care	25% 26	15% 16	11% 12	13% 14	17% 18	18% 19

- 48 - 59% Important
 - 35% Significantly or Extremely Important
- 40% Little or Not Important

6. Now, rate each Issue based upon its current effectiveness or performance.

<i>The top percentage indicates total respondent ratio; the bottom number represents actual number of respondents selecting the option</i>	1 Extensive Changes Necessary	2	3	4	5	6 No Changes Necessary
7. SACC, School-Age Child Care	8% 8	8% 8	11% 12	13% 14	32% 34	28% 29

- 27 - 40% Some Changes warranted
 - 16% Significant or Extensive changes
- 60% Little or no changes



Q 5 & 6: School Performance

5. Rate each Issue based upon its IMPORTANCE TO YOU, not based upon its effectiveness.

<i>The top percentage indicates total respondent ratio; the bottom number represents actual number of respondents selecting the option</i>	1 Not Important at All	2	3	4	5	6 Extremely Important
8. School Performance	2% 2	2% 2	4% 4	13% 14	36% 38	43% 45

- 92 - 96% Important
 - 79% Significantly or Extremely Important
- 4% Little or Not Important

6. Now, rate each Issue based upon its current effectiveness or performance.

<i>The top percentage indicates total respondent ratio; the bottom number represents actual number of respondents selecting the option</i>	1 Extensive Changes Necessary	2	3	4	5	6 No Changes Necessary
8. School Performance	7% 7	8% 8	22% 23	22% 23	26% 27	16% 17

- 37 - 59% Some Changes warranted
 - 15% Significant or Extensive changes
- 42% Little or no changes



Q 5 & 6: Special Education

5. Rate each Issue based upon its IMPORTANCE TO YOU, not based upon its effectiveness.

<i>The top percentage indicates total respondent ratio; the bottom number represents actual number of respondents selecting the option</i>	1 Not Important at All	2	3	4	5	6 Extremely Important
9. Special Education	13% 14	10% 10	6% 6	16% 17	27% 28	29% 30

- 72 - 78% Important
 - 56% Significantly or Extremely Important
- 23% Little or Not Important

6. Now, rate each Issue based upon its current effectiveness or performance.

<i>The top percentage indicates total respondent ratio; the bottom number represents actual number of respondents selecting the option</i>	1 Extensive Changes Necessary	2	3	4	5	6 No Changes Necessary
9. Special Education	21% 22	7% 7	18% 17	15% 16	25% 26	16% 17

- 44 - 59% Some Changes warranted
 - 28% Significant or Extensive changes
- 41% Little or no changes



Q 5 & 6: “Specials”

5. Rate each Issue based upon its IMPORTANCE TO YOU, not based upon its effectiveness.

<i>The top percentage indicates total respondent ratio; the bottom number represents actual number of respondents selecting the option</i>	1 Not Important at All	2	3	4	5	6 Extremely Important
10. "Specials"	10% 10	2% 2	5% 5	22% 23	27% 28	35% 37

- 84 - 89% Important
 - 62% Significantly or Extremely Important
- 12% Little or Not Important

6. Now, rate each Issue based upon its current effectiveness or performance.

<i>The top percentage indicates total respondent ratio; the bottom number represents actual number of respondents selecting the option</i>	1 Extensive Changes Necessary	2	3	4	5	6 No Changes Necessary
10. "Specials"	10% 11	10% 10	24% 25	20% 21	16% 17	20% 21

- 44 - 64% Some Changes warranted
 - 20% Significant or Extensive changes
- 36% Little or no changes



Q 5 & 6: Parent Volunteer Opportunities

5. Rate each Issue based upon its IMPORTANCE TO YOU, not based upon its effectiveness.

<i>The top percentage indicates total respondent ratio; the bottom number represents actual number of respondents selecting the option</i>	1 Not Important at All	2	3	4	5	6 Extremely Important
11. Parent Volunteer Opportunities	6% 6	5% 5	10% 11	16% 17	30% 32	32% 34

- 72 - 78% Important
 - 56% Significantly or Extremely Important
- 23% Little or Not Important

6. Now, rate each Issue based upon its current effectiveness or performance.

<i>The top percentage indicates total respondent ratio; the bottom number represents actual number of respondents selecting the option</i>	1 Extensive Changes Necessary	2	3	4	5	6 No Changes Necessary
11. Parent Volunteer Opportunities	5% 5	11% 12	21% 22	16% 17	18% 19	29% 30

- 37 - 53% Some Changes warranted
 - 16% Significant or Extensive changes
- 47% Little or no changes



CARE

Q 5 & 6: Professional Volunteer Opportunities

5. Rate each Issue based upon its IMPORTANCE TO YOU, not based upon its effectiveness.

The top percentage indicates total respondent ratio; the bottom number represents actual number of respondents selecting the option	1	2	3	4	5	6
	Not Important at All					Extremely Important
12. Professional Volunteer Opportunities	6%	8%	16%	22%	25%	24%
	6	8	17	23	26	25

- 71 - 87% Important
 - 49% Significantly or Extremely Important
- 14% Little or Not Important




6. Now, rate each Issue based upon its current effectiveness or performance.

The top percentage indicates total respondent ratio; the bottom number represents actual number of respondents selecting the option	1	2	3	4	5	6
	Extensive Changes Necessary					No Changes Necessary
12. Professional Volunteer Opportunities	8%	16%	27%	19%	16%	14%
	8	17	28	20	17	15




- 51 - 70% Some Changes warranted
 - 24% Significant or Extensive changes
- 30% Little or no changes






Q 16-18: Overrides

16. Should the Tax Payers of Norfolk have been given the opportunity to even vote "yes" or "no" on funding the current level of service (an override)? (Currently, the Selectman have decided not to allow the voters the opportunity to decide the funding).		Number of Responses	Response Ratio
Yes		52	55%
No		30	32%
VIEW Undecided, What information do you need?		13	14%
Total		95	100%

Should voters have been given the opportunity this year?
55 – 69% Yes

17. Would you support an override this year in order to restore programming that has been slated for elimination/reduction (library, health, art, Spanish).		Number of Responses	Response Ratio
Yes		30	32%
No		46	48%
VIEW Undecided, What information do you need?		19	20%
Total		95	100%




Supported this year?
32 – 52% Yes

18. Would you support annual overrides, so that Norfolk Public Schools are able to provide a consistent level of programming/education from one year to the next.		Number of Responses	Response Ratio
Yes		17	18%
No		57	60%
VIEW Undecided, What information do you need?		21	22%
Total		95	100%

Every Year?
18 - 40% Yes



Q 20: Voluntary contribution to Norfolk Elementary Education Fund (NEEF)?

20. Would you voluntarily contribute to a fund/foundation in order to supplement the school budget, if the donation were tax-deductible (tax benefits similar to mandatory real estate tax)?		Number of Responses	Response Ratio
Yes		37	39%
No		36	38%
Undecided		21	22%
Total		94	100%




39 – 61% Yes, would/might contribute

1. How familiar are you with the following management components?						
<i>The top percentage indicates total respondent ratio; the bottom number represents actual number of respondents selecting the option</i>	1	2	3	4	5	6
	Never Heard of it					Extremely Familiar
5. NEEF (Norfolk Elementary Education Fund)	24%	16%	20%	17%	10%	13%
	33	22	27	24	14	18

60 – 77% are not familiar with NEEF



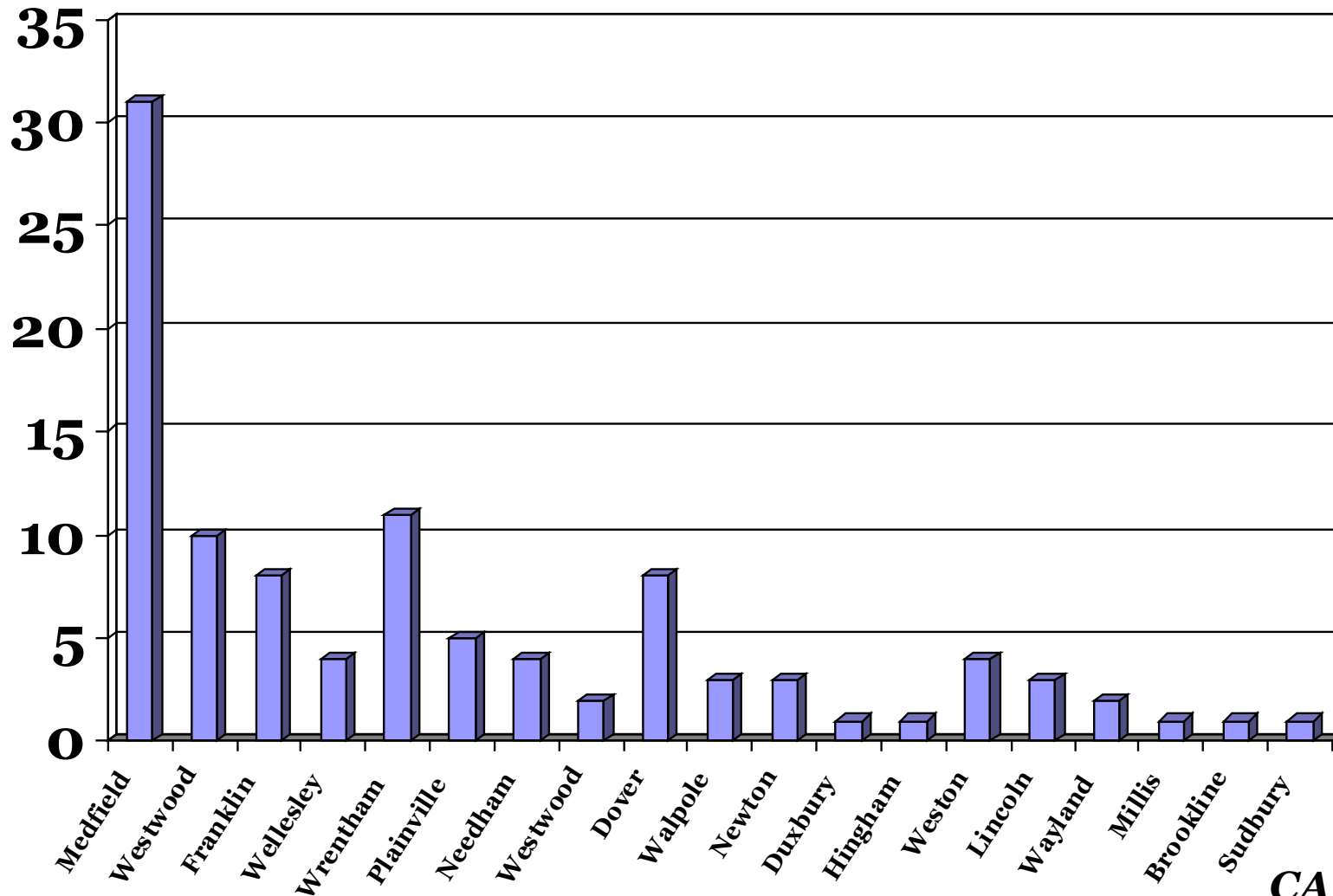
Q 3: School Committee Advisory Committee?

Do you believe that the School Committee/Superintendent would benefit from some form of a Parent/Community Advisory Committee?		Number of Responses	Response Ratio
Yes		86	65%
No		38	29%
Undecided		9	7%

- 65 - 72% Yes
- 29 - 36% No






Q 15: With what schools do you want Norfolk to be comparable?



CARE

Q 22: *CARE*?

Please indicate whether you agree or disagree with the following statement: "Norfolk CARE is not necessary; their mission is redundant of other community groups, and their efforts are a waste of human capital."		Number of Responses	Response Ratio
I agree with the statement above		31	33%
I disagree with the statement above		41	44%
Undecided		21	23%
Total		93	100%

- 44 - 67% Disagree with statement
- 33 - 56% Agree with statement
- 5 – 52 people willing to/might assist *CARE*



Opportunities for Improvement

The top percentage indicates total respondent ratio; the bottom number represents actual number of respondents selecting the option	1	2	3	4	5	6
	Extensive Changes Necessary					No Changes Necessary
1 Accountability	24%	19%	16%	13%	11%	16%
	25	20	17	14	12	17

- 59 - 73% Some Changes warranted
 - 43% Significant or Extensive changes

3 Communications	17%	18%	18%	19%	13%	14%
	18	19	19	20	14	15

- 53 - 72% Some Changes warranted
 - 27% Significant or Extensive changes

6. Funding Public Ed.	13%	16%	17%	25%	17%	11%
	14	17	18	26	18	12

- 46 - 71% Some Changes warranted
 - 29% Significant or Extensive changes

Community Input into Decisions	27%	18%	13%	12%	17%	12%
	28	19	14	13	18	13

- 58 - 70% Some Changes warranted
 - 45% Significant or Extensive changes

Professional Volunteer Opportunities	8%	16%	27%	19%	16%	14%
	8	17	28	20	17	15

- 51 - 70% Some Changes warranted
 - 24% Significant or Extensive changes



Presentation Agenda

■ Overview of Norfolk *CARE*

- Initiation
- Mission
- Criticism of
- Activities to date

■ Overview of *CARE* Survey

- Objectives
- Methodology
- Respondent data
- Format of Summary Data Presentation

■ Presentation of Survey Summary Results

■ Next Steps

- Norfolk *CARE*
- School Committee



Next Steps: CARE

1. **Make Survey Results available**
 - PDF: Requests to: Box29@norfolknet.com or P.O. 94, Norfolk, MA 02056
 - PDF: Available to School Committee for posting on web
 - Cable TV Channel 8
2. **Review Survey Results/Data**
 - Verify & Validate assumptions
 - Responsive Summary of comments directed at CARE
3. **Provide time-critical input to School Committee**
 - Interpretation of data
 - Identify areas of significant concern
 - Action Items from previous meetings
4. **Decide whether to continue**
 - No
 - Yes
 - a. As part of existing school-sanctioned group
 - b. Independent, yet collaborative
 3. Organizational Structure
 - Roles/Responsibilities
 4. Focus, Prioritize & Plan efforts
 - TQM and Project Management Methodologies
 5. Form National and Local partnerships



Need for Norfolk CARE?

■ Supported by:

- Survey results
- MA DOE Parent and Community Involvement and Advisory Council
- Norfolk School Policy KBE
 - BE, BEDH, CA, CHC, JICA, KBA,
- Community involvement in democracy
- Existence of similar groups

Massachusetts Department of Education
http://www.doe.mass.edu/FamComm/f_involvement.html

 The Center for Public Education
<http://www.centerforpubliceducation.org/>


NATIONAL SCHOOL BOARDS FOUNDATION
www.nsba.org


Stand for Children
Grassroots Solutions. Lasting Change.
www.stand.org



PARENTS for PUBLIC SCHOOLS



Institute for Responsive Education

Connecting school, family, and community

<http://www.responsiveeducation.org/parentExchange.html>



www.pta.org

ED.gov

U.S. Department of Education
Promoting educational excellence for all Americans.

<http://www.ed.gov/about/inits/ed/competitiveness/business.html>
<http://www.ed.gov/admins/comm/parents/edpicks.jhtml?src=in>



CARE

Show you *CARE*

- CARE meetings are open to the public.
 - Open, supportive discussions
- June 22, 2006
- July 9, 2006 3 – 5 PM
 - Community Room, Public Library
- www.norfolkcare.blogspot.com
- Box29@norfolknet.com
- P.O. Box 94, Norfolk, MA 02056



Next Steps: *School Committee*

- Goal setting meeting -- 6/27/06
Consider:
 - Community: Survey results
 - *CARE*: Areas of significant concerns
 - Norfolk standards v. minimum legal standards
 - Open Meeting Law
 - Public Records Law (availability and completeness)
 - Selectmen: Transparency
5/30/06 and 6/7/06.



THANK YOU

- CARE meetings are open to the public.
 - Open, supportive discussions
- June 22, 2006
- July 9, 2006 3 – 5 PM
 - Community Room, Public Library
- www.norfolkcare.blogspot.com
- Box29@norfolknet.com
- P.O. Box 94, Norfolk, MA 02056

